



# **International Cytology School: Mission. Prospects. Ability.**

# E.S.A. Strategy



## Faculty Approaches

**E** - /is for Engage  
**S** - /is for Study  
**A** - /is for Activate

## Tactics

**E** - /is for Education  
**S** - /is for Science  
**A** - /is for Ability

# E.S.A. Strategy



# Tactics



**Education**

**Science**

**Ability**

# Area of Interest



## Clinical Microscopy

- urine
- prostate discharge
- urethra discharge
- vaginal discharge
- feces
- sputum
- semen
- blood

## Cytology

- cervix
  - uterus
  - skin
  - sperm sediment
  - lymph nodes
  - lung
  - breast
  - urine
  - serous effusion
  - stomach & intestine
  - thyroid
- Immunocytochemistry, ROSE and so on

# Education

Международная Школа Цитологии  
International Cytology School



**Small  
Groups**

**Face2Face  
On-line**



**Beginners  
&  
Advanced**



# Education



## Many Ways

- refreshment course
- webinars
- workshops
- traineeships
- tutorials

**EXCLUSIVE**



# Education

Международная Школа Цитологии  
International Cytology School



**Beginners Support**

**Encouragements**

**Motivation to LLL for Advanced**

# Education

Международная Школа Цитологии  
International Cytology School



## EVENTS

- Fee
- Free

# **Traineeships since 2019**

**Международная Школа Цитологии**  
**International Cytology School**



**Traineeships  
on the best lab abroad**





# Germany - Freiburg

Международная Школа Цитологии  
International Cytology School



DR. SCHNEIDER

Labor für Zytodiagnostik



since 2019 г



# Israel - Nes-Ziona

Международная Школа Цитологии  
International Cytology School



## תפקידים במעבדה


### עובדי מעבדה רפואית.

מהות העבודה היא הכנת חומר פתולוגי וציטולוגי לאבחון על ידי פתולוגים וציטוסקריןרים. התפקיד דורש יכולת תפעול מכשירים מדויקים, הערכת חומרים ובדיקות והכנת ממצאים בהתאם לפרוטוקולים ולמצב בזמן אמת. עיבוד ממצאים פתולוגיים ידרשו מיומנות ודיוק בהכנת רקמות וקיבוען בפרפין, כולל חיתוך רקמות במיקרוטום, הנחת החומר על זכוכית נשא, ייבוש וצביעת הרקמה או התאים בשימוש במכשור המתאים. בנוסף לצביעות הבסיסיות יבוצעו צביעות אימונוהיסטוכימיות ספציפיות לפי בקשות הפתולוג המאבחן. הכנת ממצאים ציטולוגיים תיעשה על ידי טיפול בנוזלים והשמה על משטחים, צביעות שגרתיים של התאים וריכוז תאים (Cell block) למטרת צביעות ובדיקות נוספות. לתחום זה נכנסים נוזלי גוף שונים כמו שתן, שאיבות תאי נוזלי גוף על ידי מחט עדינה (FNA) וכן בדיקות פאפ (איסוף תאים מצוואר הרחם). מעבדת L.E.M מאושרת על ידי משרד הבריאות לצורך סט' (התמחות) לעובדי מעבדה רפואית.



since 2020 г

# Webinars since 2019



**Спермограмма: прошлое, настоящее и будущее**

13 июня 2019, 14:00


1 час 2305 0 1

Качественный анализ эякулята - залог репродуктивного потенциала страны!

Саложкова Жанна Юрьевна  
к.м.н., член-корр ИАС, эксперт цитологии международного уровня, мастер гистологии


- **Is for Announcement**

## Monthly



**Менопузальный генитоуринарный синдром. Междисциплинарные парадигмы общения.**

16 июля



**Интерпретация жидкостных цитологических препаратов**

04 августа 2019, 11:00

1 час 1864 0 2

Ключевые принципы интерпретации жидкостных цитологических препаратов

- **Is for Education**



# International Meetings

# Международная Школа Цитологии International Cytology School



## 대한세포병리학회 The Korean Society for Cytopathology

# Korea-Japan-Nepal-Russia/ICS

2019년 대한세포병리학회  
제31차 가을 학술대회 및 International Session (한일세포병리학회)

제 1일	2019년 9월 6일 금요일
09:00-10:45	병의원회의 및 조찬
10:45-11:10	등록
11:10-11:20	개회식
11:20-12:10	특강 I: Advances in New/Molecular Technique in Cytology <b>좌장: 홍승원 회장(연세대의)</b>
11:20-12:00	Analysis of Circulating Tumor DNA in Cytology Samples for Lung Cancer Genotyping <b>좌장: 최윤정 교수(성균관대의)</b>
12:00-12:10	질의 및 토의
12:10-13:30	사진촬영, 오찬 및 지도의회 <b>협찬 특강: Automated Cervical Cytology Screening System: new performance.</b> Dr. Zhanna Sapozhkova (International Cytology School, Moscow, Russia)
13:30-15:30	심포지엄 I: Salivary gland cytology <b>좌장: 이순숙 교수(경자혁의학원)</b>
13:30-13:55	Diagnostic cytology of salivary gland tumors
13:55-14:20	Milan system for salivary gland cytopathology
14:20-14:45	Ancillary techniques for salivary gland cytology
14:45-15:10	Salivary gland cytology - View of a clinician
15:10-15:30	토의 및 질의
15:30-15:45	Coffee Break
15:45-16:10	총회
	- 학술상 시상
	- 세포병리 지도의 자리증 수여
	- 연구비 수여자 발표
16:10-17:20	심포지엄 II: Gynecologic Cytology <b>좌장: 최윤정 교수(연세병원)</b>
16:10-16:40	Gynecologic cytologic-histologic correlation
16:40-17:10	Benign changes and mimics in Pap smears
17:10-17:20	토의 및 질의

대한세포병리학회  
The Korean Society for Cytopathology

2019년 대한세포병리학회  
제31차 가을 학술대회 및 International Session (한일세포병리학회)

## 협찬 특강

### Automated Cervical Cytology Screening System : new performance.

**Zhanna Sapozhkova**  
(International Cytology School, Moscow)

Cervical cancer

- 4th most common cancer in women
- 7th most common cancer overall
- > 500,000 new cases annually
- > 260,000 of all female deaths<sup>1,2</sup>

World Cancer Report 2014

1. Dikshit R, Eser S, Mathers C, Rebelo M, et al. Cancer worldwide: sources, methods and major patterns in CLOSOCAI. *Lancet*. 1996; 348(9136): 136-45.



2019년 대한세포병리학회  
**제31차 가을 학술대회 및 International Session (한일세포병리학회)**

일시 : 2019년 9월 6일(금) ~ 7일(토)  
장소 : 롯데속초 컨벤션 Grand Ballroom

대한세포병리학회 제 31차 가을 학술대회  
The 18th Korea-Japan Joint Meeting for Diagnostic Cytopathology

일시 : 2019년 9월 6일(금) ~ 7일(토) 장소 : 롯데속초 컨벤션 Grand Ballroom 주최 : 대한세포병리학회

Международная Школа Цитологии  
International Cytology School

### International Cytology School (ICS)

- it is platform for education and communication worldwide of specialists whose professional priorities are cytology and clinical microscopy

대한세포병리학회 제 31차 가을 학술대회  
The 18th Korea-Japan Joint Meeting for Diagnostic Cytopathology

일시 : 2019년 9월 6일(금) ~ 7일(토) 장소 : 롯데속초 컨벤션 Grand Ballroom 주최 : 대한세포병리학회


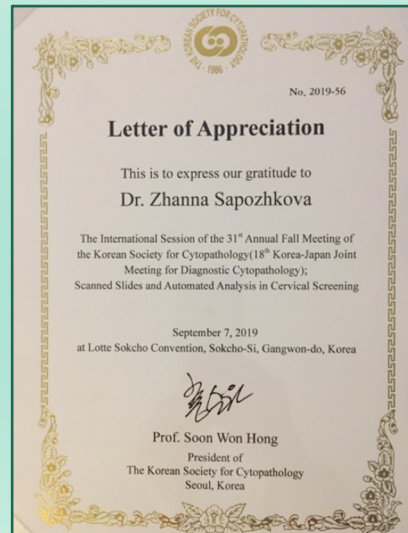
### Main General Characteristics

- ✓ Automatic scanning and creating digital slide
- ✓ Automatic differentiation on Normal/Pathological
- ✓ Increase sensitivity
- ✓ Software uses artificial intelligence (AI) for sample analysis.
- ✓ Cloud solution
- ✓ Remote access to analyses results



# Russia-Asia: with ICS

Международная Школа Цитологии  
International Cytology School



# Tactics



**Education**

**Science**

**Ability**

# Science

Международная Школа Цитологии  
International Cytology School



**Publication**

**Conference & Congress**

**New Lab Product Development**



**New Lab Product Development**



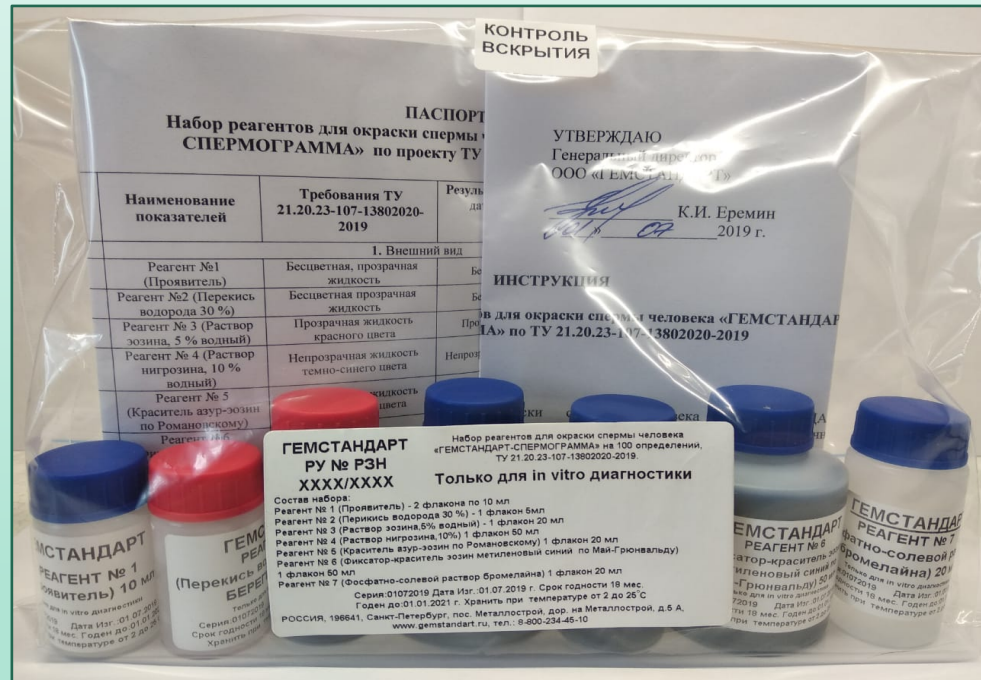
**'GEMSTANDART-SEMEN ANALYSIS'**



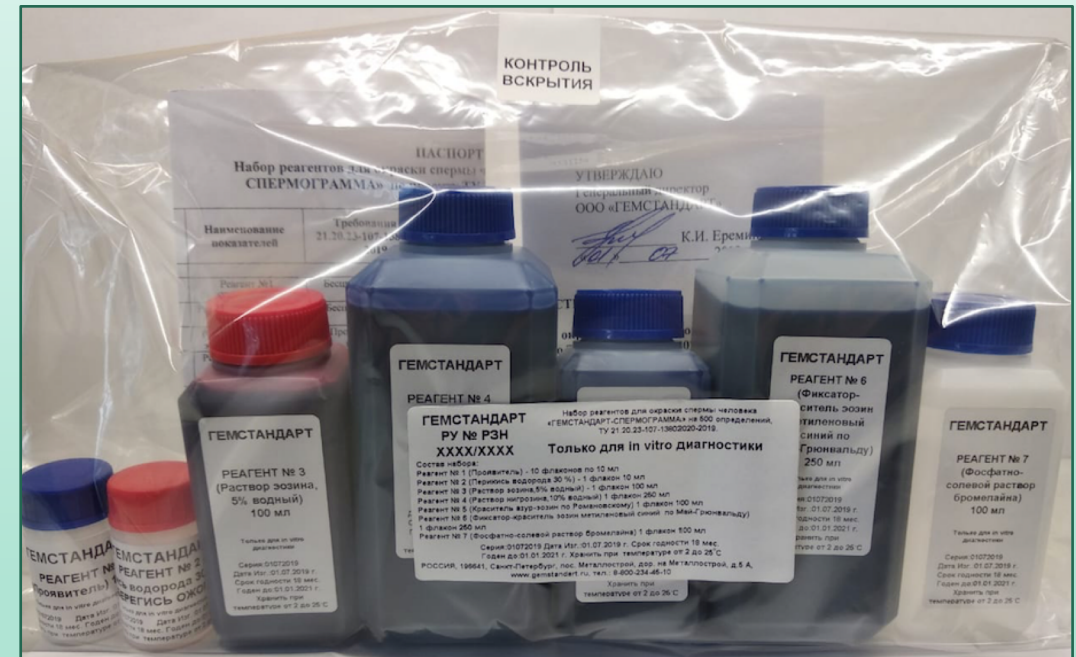
# New Lab Product



## ‘GEMSTANDART-SEMEN ANALYSIS’



100 tests



500 tests



# Tactics



**Education**

**Science**

**Ability**

# Encouragements

Международная Школа Цитологии  
International Cytology School



Международная Школа Цитологии  
International Cytology School



## Сертификат

на льготное обучение  
«Начинающему цитологу»

Сертификат\* дает право на получение многократной **30% скидки** на все образовательные мероприятия, включая ворк-шопы/мастер-классы, кроме стажировок.

Сертификат действителен до момента исполнения слушателю  
**30-ти полных лет.**

\*активен после заполнения всех  
полей заявочной формы

Руководитель МШЦ/ICS  
к.м.н, МІАС  
Сапожкова Ж.Ю

Подпись

Международная Школа Цитологии  
International Cytology School



## Сертификат

на льготное обучение  
«Активный слушатель»

Сертификат\* дает право на получение многократной **20% скидки** на все образовательные мероприятия, включая ворк-шопы/мастер-классы, кроме стажировок.

Сертификат действителен с **2020** и последующие годы при условии участия слушателя не менее чем  
**в 2-х образовательных мероприятиях предыдущего года.**

\*активен после заполнения всех  
полей заявочной формы

Руководитель МШЦ/ICS  
к.м.н, МІАС  
Сапожкова Ж.Ю

Подпись

# For Future Prospect

Международная Школа Цитологии  
International Cytology School



## ICS Club



### Main Concept

- Professional Communication
- Beginners & Advanced Unity
- '6/6': 6 Cytology Clubs, 6 Clinical Microscopy Clubs
- F2F - 3 hours duration – monthly - 12 Clubs per Year

---

**- is for professional image creation**

# For Future Prospect



## Customize Approach

- Outside Course (is for development)

# For Future Prospect

Международная Школа Цитологии  
International Cytology School



## Staff Reinforcement:

- KOL- Collaboration world wide
- LLL Concept

# ICS News

Международная Школа Цитологии  
International Cytology School



- Messages
- Search Engines
- Social Media

# Search Engines



## Key Words **Yandex**

- Cytology School
- Education Cytology
- Study Cytology
- Traineeship abroad
- Encouragement study cytology
- Sperm Sediment

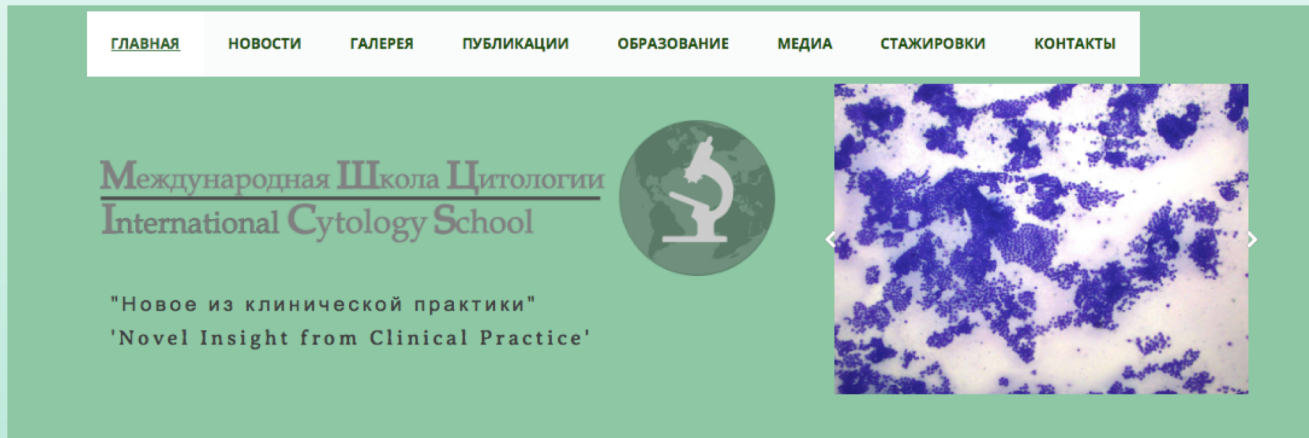
## Key Words **Google**

- Cytology School
- Semen
- Sperm Sediment

**First Position!**

# Social Media

Международная Школа Цитологии  
International Cytology School



<https://www.ssc-school.com>



[https://vk.com/ssc\\_school](https://vk.com/ssc_school)



*...with heritage to Innovation...*



Be modern!  
Be up to date!  
Retain your memories, but  
detour them...  
Long Life Learning

МШЦ/ICS



Be modern...  
Be up to date...  
Retain your memories, but  
detour them...  
Long Live painting

#### Modifications

Be modern, collectors, museums.  
If you have old paintings, do not despair.  
Retain your memories, but detour them,  
so that they correspond with your era.  
Why reject the old, if one can modernize  
it with a few strokes of the brush?  
This casts a bit of contemporaneity on  
your old culture.  
Be up to date, and distinguished  
at the same time.  
Painting is over.  
You might as well finish it off.  
Detourn.  
Long live painting.  
— Asger Jorn

**Asger Oluf Jørgensen**



# Welcome to Our Team!

## Contact Us:

[icsschool.2019@gmail.com](mailto:icsschool.2019@gmail.com)

<https://www.ssc-school.com>

+ 7 (499) 398 -20-97

**Moscow, Russia**